



VILLAGE OF EAST CANTON  
STARK CO. OHIO

## SPEED CAMERA PROGRAM

VILLAGE OFFICIALS ARE CONSIDERING A PROPOSAL TO INSTALL FOUR FIXED POSITION SPEED CAMERAS IN THE VILLAGE AND TO DEPLOY ONE HAND HELD SPEED CAMERA WITH OFFICERS. TO ANSWER SOME OF YOUR QUESTIONS THE FOLLOWING FACT SHEET WAS MADE:

**Q: I thought Governor Mike DeWine just outlawed cameras, is this legal?**

A: Yes, the ban that was passed is for county and township roads. City and villages have home rule.

**Q: Why do we need traffic cameras?**

A: The village conducted a speed study in 2023. There were five locations in which speed of traffic was tracked. The study found there was rampant speeding (Greater than 10 MPH over limit) throughout the village. Details of the studies will follow but on average, the village had approximately 1500 speeders daily.

**Q: Why not just hire more officers?**

A: The village has struggled to find officers given the current pay scale. This is a national issue and not isolated to the village of East Canton. Further, it takes an officer on average 30 minutes to conduct a traffic stop, write a citation, and then do the required paperwork at the PD. Its physically impossible for an officer to handle the amount of speeding violations that we are encountering. A full time officer will cost approximately \$75k annually when considering wages and benefits.

**Q: Do officers have to “man” the cameras?**

A: No, that is not a requirement for fixed position cameras but we will also have a mobile camera which will be operated by officers.

**Q: At what speed over the limit will citations be issued?**

A: Citations will be issued for all speed violations at 10MPH or over the limit.

**Q: Why should we send 40% of the citation money to the camera company?**

A: Targeting and Solutions, Ltd. Would be responsible for the administration work required for the system and all annual calibration done on the equipment.

**Q: What upfront costs are incurred by the village?**

A: There are no upfront costs incurred.

**Q: How does the village plan to ensure residents are adequately notified?**

A: Once passed, a postcard will be sent to all residents formally notifying them of the addition of the cameras.

**Q: How does the village plan to ensure that motorists are adequately notified?**

A: For the first 30 days, all violators will be given a warning and not a citation. Signage would be placed at village limits

**Q: What does the village plan on using revenue generated for?**

A: The goal of this project is not to generate revenue but rather to improve safety of our residents. With that being said, if revenue generated is significant, the village will use it to fund the police department. This program could potentially fulfill the the financing needs for the PD without future police levies.

**Q: What will officers do if the cameras are installed?**

A: The cameras would be placed in high traffic areas. Officers would increase their presence on the side streets of the village to enforce traffic laws for violations such as speeding and failure to stop at stop signs. In addition, officers would increase presence at local businesses to dissuade what seems to be an uptick in petty theft.

East Canton, OH : N. Wood St.  
Speed Data Report

Blue Line Solutions, LLC (BLS) conducted speed studies in East Canton, OH on N. Wood St. during the periods and times listed below.

This report was completed given the speed and time limit parameters of:

**Speed Limit:** 35mph

**Dates:**

Monday 4/24/2023:  
Tuesday 4/25/2023:  
Wednesday 4/26/2023:  
Thursday 4/27/2023:  
Friday 4/28/2023:

**Times:**

(12:00am – 11:59pm)  
(12:00am – 11:59pm)  
(12:00am – 11:59pm)  
(12:00am – 11:59pm)  
(12:00am – 11:59pm)

The following report only reflects dates and times listed in the dates above. During the specified dates and time periods, the traffic counts were as follows:

Date	12:00am – 11:59am		
	<u>Vehicle Count</u>	<u>Speeders</u>	<u>% Speeding</u>
4/24/2023	5439	800	14.71%
4/25/2023	5653	871	15.41%
4/26/2023	6017	883	14.68%
4/27/2023	5920	892	15.07%
4/28/2023	5597	786	14.04%
Totals:	28626	4232	14.78%

**5 Day Total Vehicle Count**

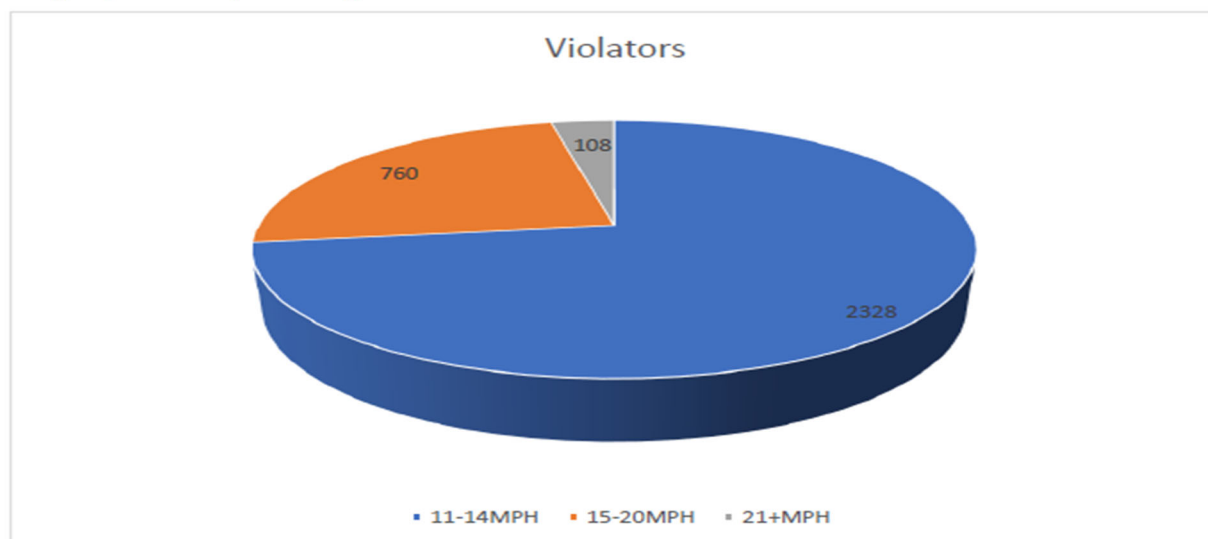
**28,626**

**5 Day Total Speeding Violations Recorded**

**4,232**

**Note: Speeding is defined as any recorded speed more than 10MPH over the designated speed limit.**

The following depicts the speed range breakdown of violators.



East Canton, OH : W. Noble St.  
Speed Data Report

Blue Line Solutions, LLC (BLS) conducted speed studies in East Canton, OH on W. Noble St. during the periods and times listed below.

This report was completed given the speed and time limit parameters of:

**Speed Limit:** 25mph

<b><u>Dates:</u></b>	<b><u>Times:</u></b>
Monday 4/24/2023:	(12:00am – 11:59pm)
Tuesday 4/25/2023:	(12:00am – 11:59pm)
Wednesday 4/26/2023:	(12:00am – 11:59pm)
Thursday 4/27/2023:	(12:00am – 11:59pm)
Friday 4/28/2023:	(12:00am – 11:59pm)

The following report only reflects dates and times listed in the dates above. During the specified dates and time periods, the traffic counts were as follows:

Date	12:00am – 11:59am		
	Vehicle Count	Speeders	% Speeding
4/24/2023	1729	145	8.39%
4/25/2023	1744	141	8.08%
4/26/2023	1889	118	6.25%
4/27/2023	1791	103	5.75%
4/28/2023	1740	122	7.01%
Totals:	8893	629	7.07%

**5 Day Total Vehicle Count**

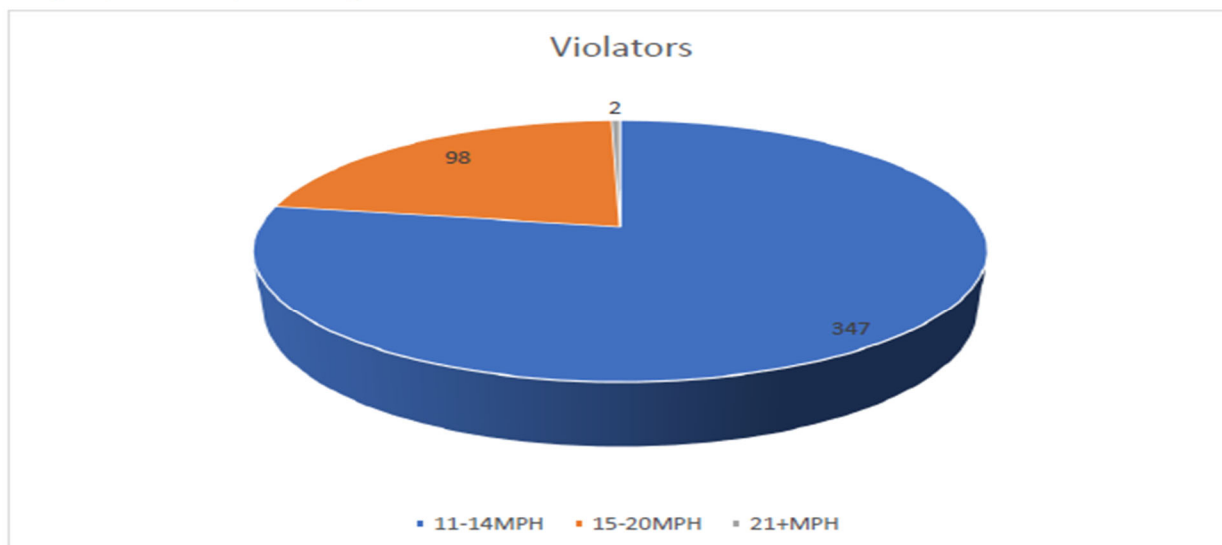
**8,893**

**5 Day Total Speeding Violations Recorded**

**629**

**Note: Speeding is defined as any recorded speed more than 10MPH over the designated speed limit.**

The following depicts the speed range breakdown of violators.



**East Canton, OH : Lincoln Hwy./Rt. 30  
Speed Data Report**

Blue Line Solutions, LLC (BLS) conducted speed studies in East Canton, OH on Lincoln Hwy./Rt. 30 during the periods and times listed below.

This report was completed given the speed and time limit parameters of:

**Speed Limit:    35mph**

<b><u>Dates:</u></b>		<b><u>Times:</u></b>
Monday	4/24/2023:	(12:00am – 11:59pm)
Tuesday	4/25/2023:	(12:00am – 11:59pm)
Wednesday	4/26/2023:	(12:00am – 11:59pm)
Thursday	4/27/2023:	(12:00am – 11:59pm)
Friday	4/28/2023:	(12:00am – 11:59pm)

The following report only reflects dates and times listed in the dates above. During the specified dates and time periods, the traffic counts were as follows:

Date	12:00am – 11:59am		
	<u>Vehicle Count</u>	<u>Speeders</u>	<u>% Speeding</u>
4/24/2023	8366	727	8.69%
4/25/2023	8870	897	10.11%
4/26/2023	9254	939	10.15%
4/27/2023	9034	891	9.86%
4/28/2023	8790	776	8.83%
Totals:	44314	4230	9.55%

**5 Day Total Vehicle Count**

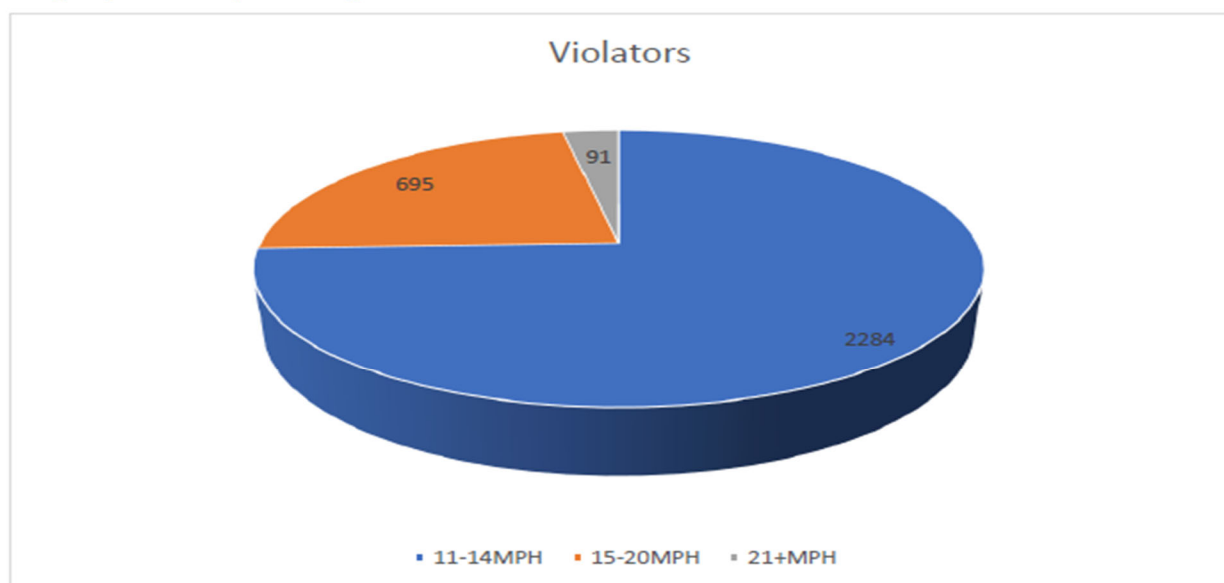
**44,314**

**5 Day Total Speeding Violations Recorded**

**4,230**

**Note: Speeding is defined as any recorded speed more than 10MPH over the designated speed limit.**

The following depicts the speed range breakdown of violators.



**East Canton K-12 School**  
**East Canton, OH: N. Wood St.**  
**Times: (7:15 AM - 8:30 AM), (8:30 AM - 2:15 PM), (2:15 PM - 3:20 PM)**

Blue Line Solutions, LLC (BLS) conducted speed studies at East Canton K-12 School on N. Wood St. during the periods and times listed below.

This report was completed given the speed and time limit parameters of:

**Regular Speed Limit: 35 MPH**

**School Zone Speed Limit: 20 MPH**

**Dates of Study:**

Monday	4/24/2023 :	(7:15 AM - 8:30 AM), (8:30 AM - 2:15 PM), (2:15 PM - 3:20 PM)
Tuesday	4/25/2023 :	(7:15 AM - 8:30 AM), (8:30 AM - 2:15 PM), (2:15 PM - 3:20 PM)
Wednesday	4/26/2023 :	(7:15 AM - 8:30 AM), (8:30 AM - 2:15 PM), (2:15 PM - 3:20 PM)
Thursday	4/27/2023 :	(7:15 AM - 8:30 AM), (8:30 AM - 2:15 PM), (2:15 PM - 3:20 PM)
Friday	4/28/2023 :	(7:15 AM - 8:30 AM), (8:30 AM - 2:15 PM), (2:15 PM - 3:20 PM)

The following report only reflects dates and times listed in the dates above. During the specified dates and time periods, the traffic counts were as follows:

Date	(7:15 AM - 8:30 AM)			(8:30 AM - 2:15 PM)			(2:15 PM - 3:20 PM)		
	<u>Vehicle Count</u>	<u>Speeders</u>	<u>% Speeding</u>	<u>Vehicle Count</u>	<u>Speeders</u>	<u>% Speeding</u>	<u>Vehicle Count</u>	<u>Speeders</u>	<u>% Speeding</u>
4/24/2023	438	118	26.9%	1,713	12	0.7%	451	108	23.9%
4/25/2023	456	96	21.1%	1,672	14	0.8%	457	122	26.7%
4/26/2023	469	116	24.7%	1,823	14	0.8%	448	94	21.0%
4/27/2023	490	151	30.8%	1,766	16	0.9%	492	122	24.8%
4/28/2023	438	101	23.1%	1,823	13	0.7%	461	116	25.2%
<b>Totals:</b>	<b>2,291</b>	<b>582</b>	<b>25.4%</b>	<b>8,797</b>	<b>69</b>	<b>0.8%</b>	<b>2,309</b>	<b>562</b>	<b>24.3%</b>

**5 Day Total Vehicle Count:**

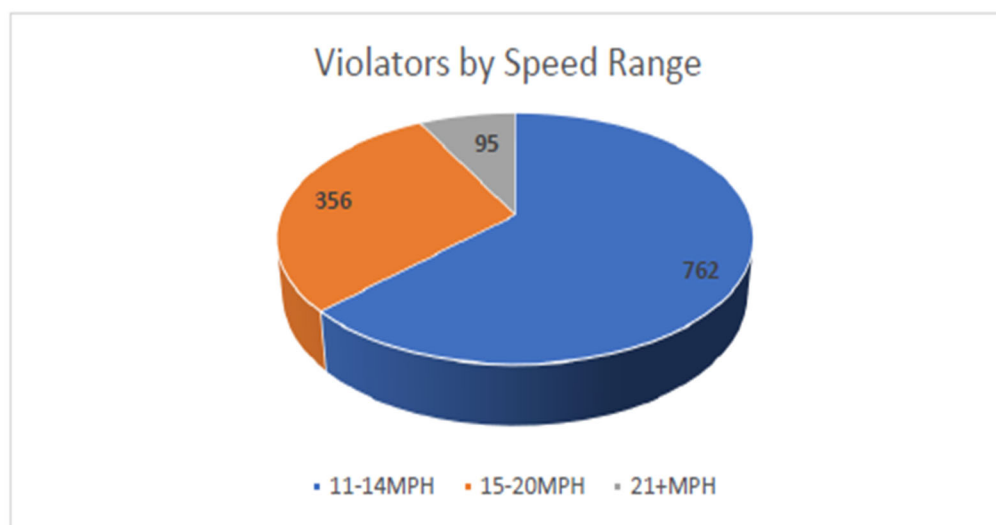
**13,397**

**5 Day Total Speeding Violations Recorded:**

**1,213**

**Note: Speeding is defined as any recorded speed more than 10MPH over the designated speed limit.**

The following graph depicts the speed range breakdown of violators.





East Canton, OH : E. Nassau St.  
Speed Data Report

Blue Line Solutions, LLC (BLS) conducted speed studies in East Canton, OH on E. Nassau St. during the periods and times listed below.

This report was completed given the speed and time limit parameters of:

**Speed Limit:** 35mph

**Dates:**

Monday 4/24/2023:  
Tuesday 4/25/2023:  
Wednesday 4/26/2023:  
Thursday 4/27/2023:  
Friday 4/28/2023:

**Times:**

(12:00am – 11:59pm)  
(12:00am – 11:59pm)  
(12:00am – 11:59pm)  
(12:00am – 11:59pm)  
(12:00am – 11:59pm)

The following report only reflects dates and times listed in the dates above. During the specified dates and time periods, the traffic counts were as follows:

Date	12:00am – 11:59am		
	<u>Vehicle Count</u>	<u>Speeders</u>	<u>% Speeding</u>
4/24/2023	4841	421	8.70%
4/25/2023	5068	483	9.53%
4/26/2023	5140	521	10.14%
4/27/2023	5391	599	11.11%
4/28/2023	5348	515	9.63%
Totals:	25788	2539	9.85%

**5 Day Total Vehicle Count**  
**25,788**

**5 Day Total Speeding Violations Recorded**  
**2,539**

**Note: Speeding is defined as any recorded speed more than 10MPH over the designated speed limit.**

The following depicts the speed range breakdown of violators.

